



# Cardroom Licensees

Gambling Statistics for Fiscal Year End June 30, 2017

## Ranked by Gross Receipts – Commercial and Nonprofit Fiscal Year End June 30, 2017

Rank	Location	License NO.	Gross Receipts	Prizes Paid	Net Receipts	Local Taxes
1	ROMAN CASINO	67-00057	\$19,582,632	\$2,492,032	\$17,090,600	\$2,152,990
2	THE PALACE	67-00010	\$13,549,539	\$0	\$13,549,539	\$1,354,953
3	LAST FRONTIER	67-00055	\$11,896,224	\$425,680	\$11,470,544	\$1,189,623
4	MACAU CASINO	67-00319	\$11,661,645	\$0	\$11,661,645	\$1,166,165
5	RIVERSIDE CASINO	67-00187	\$11,190,876	\$0	\$11,190,876	\$1,119,087
6	GREAT AMERICAN CASINO/EVERETT	67-00194	\$10,919,353	\$0	\$10,919,353	\$1,091,934
7	GREAT AMERICAN CASINO/TUKWILA	67-00012	\$10,163,092	\$0	\$10,163,092	\$1,016,310
8	CASINO CARIBBEAN	67-00238	\$8,889,567	\$34,499	\$8,855,068	\$977,852
9	FREDDIE'S CLUB	67-00327	\$8,044,820	\$435,238	\$7,609,582	\$804,472
10	CRAZY MOOSE CASINO/PASCO	67-00281	\$7,787,513	\$100,909	\$7,686,604	\$778,750
11	GOLDIE'S SHORELINE CASINO	67-00016	\$7,259,130	\$0	\$7,259,130	\$725,914
12	SILVER DOLLAR CASINO/RENTON	67-00305	\$6,855,907	\$123,197	\$6,732,710	\$685,591
13	MACAU CASINO	67-00239	\$6,836,250	\$0	\$6,836,250	\$754,835
14	PALACE CASINO LAKEWOOD	67-00028	\$6,291,032	\$0	\$6,291,032	\$692,014
15	FORTUNE POKER	65-07446	\$6,228,313	\$562	\$6,227,751	\$622,098
16	SILVER DOLLAR CASINO/SEATAC	67-00299	\$6,119,528	\$145,948	\$5,973,580	\$611,952
17	GREAT AMERICAN CASINO/LAKEWOOD	67-00184	\$5,893,265	\$0	\$5,893,265	\$648,259
18	CHIPS CASINO/LAKEWOOD	67-00020	\$5,777,681	\$0	\$5,777,681	\$635,545
19	IRON HORSE CASINO	67-00192	\$5,639,639	\$303,756	\$5,335,883	\$225,909
20	LUCKY 21 CASINO	67-00322	\$5,398,963	\$13,500	\$5,385,463	\$190,271
21	CLUB HOLLYWOOD CASINO	67-00303	\$5,266,508	\$84,414	\$5,182,094	\$526,650
22	ROYAL CASINO	67-00301	\$5,163,313	\$91,075	\$5,072,238	\$516,331
23	CASINO CARIBBEAN	67-00093	\$5,130,324	\$89,591	\$5,040,733	\$513,031
24	FORTUNE CASINO	67-00329	\$4,770,591	\$331,460	\$4,439,131	\$477,080
25	BLACK PEARL RESTAURANT & CARD ROOM	67-00321	\$4,582,475	\$150,132	\$4,432,343	\$274,948
26	WIZARDS CASINO	67-00287	\$4,525,182	\$228,500	\$4,296,682	\$361,975
27	COYOTE BOB'S CASINO	67-00282	\$4,514,967	\$104,982	\$4,409,985	\$451,497
28	SILVER DOLLAR CASINO/MILL CREEK	67-00302	\$4,473,429	\$34,144	\$4,439,285	\$447,342
29	HAWKS PRAIRIE CASINO	67-00091	\$4,081,677	\$324,454	\$3,757,223	\$306,125
30	CRAZY MOOSE CASINO II/MLT	67-00283	\$3,575,031	\$50,438	\$3,524,593	\$357,503

Rank	Location	License NO.	Gross Receipts	Prizes Paid	Net Receipts	Local Taxes
31	ALL STAR CASINO	67-00058	\$3,543,458	\$130,990	\$3,412,468	\$70,869
32	RED DRAGON CASINO	67-00315	\$2,994,569	\$82,306	\$2,912,263	\$299,457
33	NOB HILL CASINO	67-00173	\$2,792,920	\$16,400	\$2,776,520	\$279,292
34	SLO PITCH PUB & EATERY	67-00038	\$2,698,880	\$0	\$2,698,880	\$269,387
35	UBET CASINO	67-00039	\$2,654,874	\$37,495	\$2,617,379	\$26,151
36	BUZZ INN STEAKHOUSE/EAST WENATCHEE	67-00183	\$2,652,045	\$45,830	\$2,606,215	\$212,165
37	ROXY'S BAR & GRILL	67-00231	\$2,620,222	\$36,500	\$2,583,722	\$298,386
38	NEW PHOENIX	67-00005	\$2,579,595	\$270,080	\$2,309,515	\$257,960
39	PAPAS CASINO RESTAURANT & LOUNGE	67-00004	\$2,223,142	\$0	\$2,223,142	\$221,248
40	CLEARWATER SALOON & CASINO	67-00328	\$1,925,465	\$0	\$1,925,465	\$154,206
41	JOKER'S CASINO SPORTS BAR & FIESTA	67-00006	\$1,884,473	\$0	\$1,884,473	\$188,242
42	LILAC LANES & CASINO	67-00267	\$1,863,925	\$48,700	\$1,815,225	\$37,277
43	CARIBBEAN CARDROOM	67-00285	\$1,830,707	\$105,830	\$1,724,877	\$201,377
44	THE HIDEAWAY	65-07236	\$1,726,858	\$32,217	\$1,694,641	\$173,438
45	ACES CASINO ENTERTAINMENT	67-00325	\$1,363,451	\$23,574	\$1,339,877	\$27,660
46	THE GETAWAY CASINO	67-00332	\$1,098,496	\$800	\$1,097,696	\$88,577
47	ZEPOZ	67-00209	\$1,061,630	\$3,112	\$1,058,518	\$74,270
48	LANCER LANES/REST AND CASINO	67-00276	\$912,076	\$34,897	\$877,179	\$48,285
49	RC'S	67-00232	\$901,883	\$0	\$901,883	\$92,113
50	WILD GOOSE CASINO	67-00212	\$690,843	\$0	\$690,843	\$58,753
51	LUCKY BRIDGE CASINO	67-00324	\$593,140	\$9,561	\$583,579	\$57,898
52	EMERALD DOWNS	67-00335	\$243,254	\$500	\$242,754	\$9,728
53	PALACE TUKWILA	67-00333	\$221,756	\$0	\$221,756	\$22,174
54	GREAT AMERICAN CASINO/DES MOINES	67-00334	\$170,738	\$0	\$170,738	\$1,707
55	OSJ RESTAURANT	65-07300	\$56,865	\$0	\$56,865	\$6,255
56	FOE 03936	60-00412	\$21,146	\$0	\$21,146	\$1,041
57	MARIO'S PIZZA	65-01528	\$20,416	\$0	\$20,416	\$0
58	HIGHWAY TWENTY ROADHOUSE	65-02028	\$8,471	\$0	\$8,471	\$0
59	LOOM 02362	60-00478	\$7,623	\$0	\$7,623	\$761
60	WHITE RIVER HIGH SCHOOL HORNETS PTSA	60-00534	\$2,040	\$1,337	\$703	\$192
61	CHEERS LAKEWOOD BAR & GRILL	65-07411	\$1,215	\$0	\$1,215	\$134
62	SNOHOMISH SENIORS	60-00359	\$990	\$0	\$990	\$299

Rank	Location	License NO.	Gross Receipts	Prizes Paid	Net Receipts	Local Taxes
63	LOOM 02394	60-00536	\$590	\$500	\$90	\$6,289
64	DRIFT ON INN	65-07420	\$0	\$210	-\$210	\$0
65	KINISKI'S REEF TAVERN	65-07051	\$0	\$0	\$0	\$0
66	SPOT SPORTS BAR & GRILL	65-00191	\$0	\$0	\$0	\$0
67	MIDWAY PUB	65-07469	\$0	\$0	\$0	\$0
68	LUCKY DRAGONZ CASINO	65-07413	\$0	\$0	\$0	\$0
69	MOONDOGS TOO	65-07208	\$0	\$0	\$0	\$0
70	SWINGING DOORS	65-01303	\$0	\$0	\$0	\$0
71	DIAMOND LIL'S	65-07431	\$0	\$0	\$0	\$0
		<b>Total</b>	<b>\$263,436,222</b>	<b>\$6,445,350</b>	<b>\$256,990,872</b>	<b>\$24,862,597</b>

## Card Room Notes

### (1) Gambling gross receipts:

- a. House-banked operators gambling gross receipts: net win & fees collected.
- b. Nonhouse-banked/social operators gambling gross receipts: fees collected.

Net win: total money taken in by the house-banked tables, less the amount paid out in winning hands.

Fees collected: total amount of fees collected for allowing persons to play cards. Fees includes several methods of collections, grouped into three types:

- a. Time: charging for time at the tables, in half-hour, hour or other increments.
  - Rake: charging a percentage of the total amount wagered by players during one hand.
  - By hand: charging a fixed amount to play in each hand.
- b. Administrative: fees are the portion of player-supported jackpots that the operator charges for administering the player-supported jackpot.
- c. Tournament: includes fees collected from players to enter a card tournament, less buy-ins and food/drink given to players, or other.

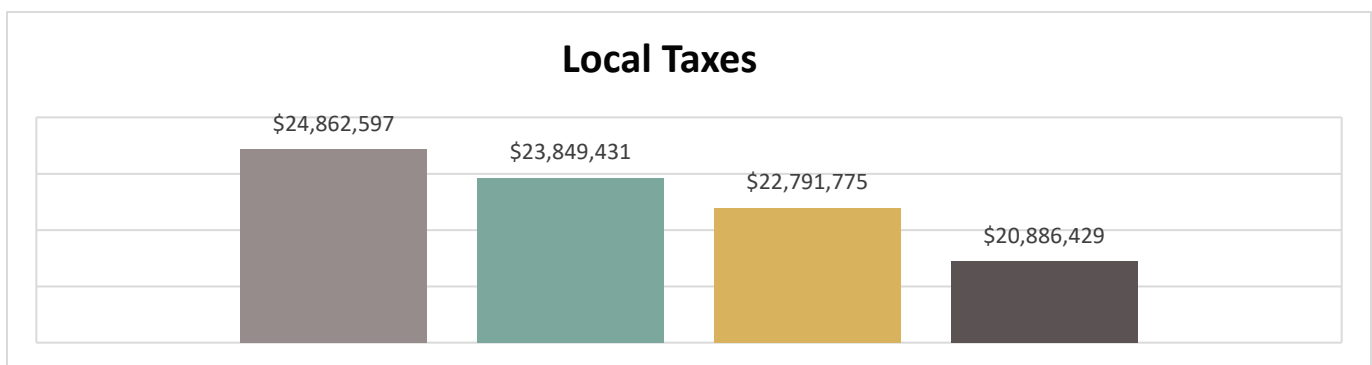
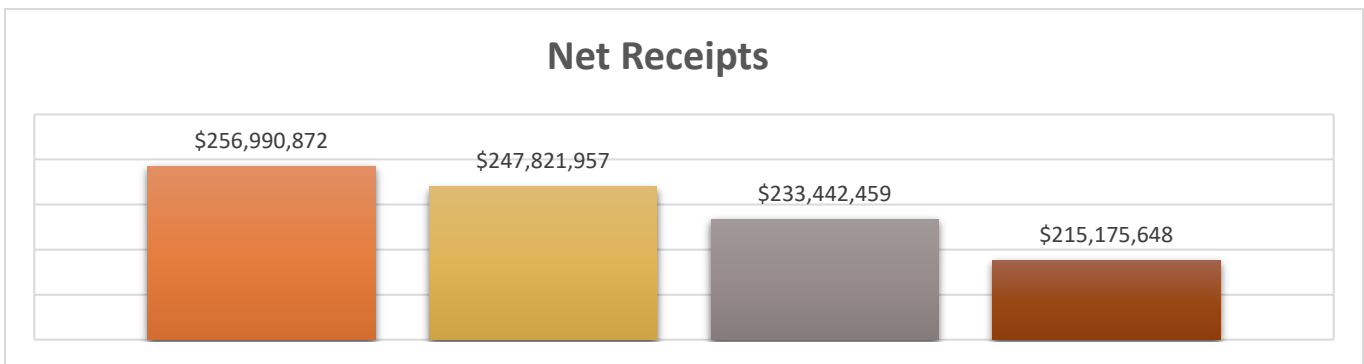
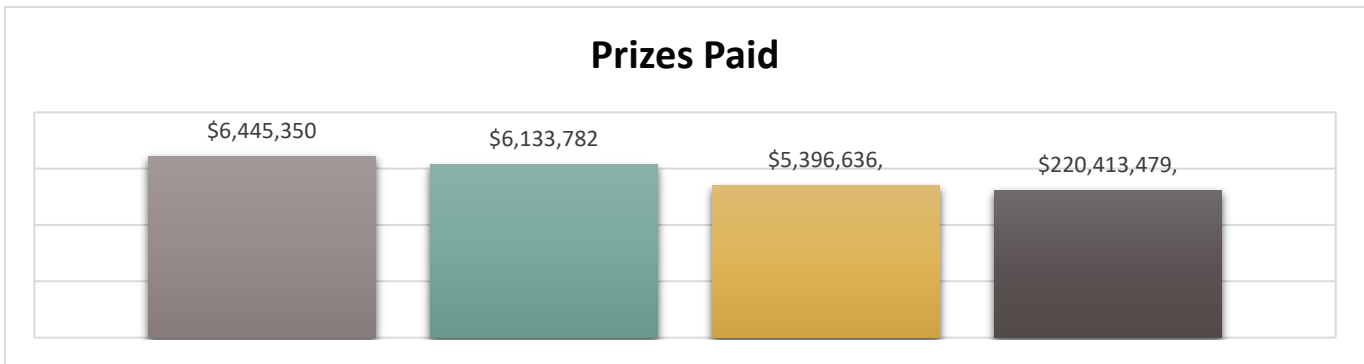
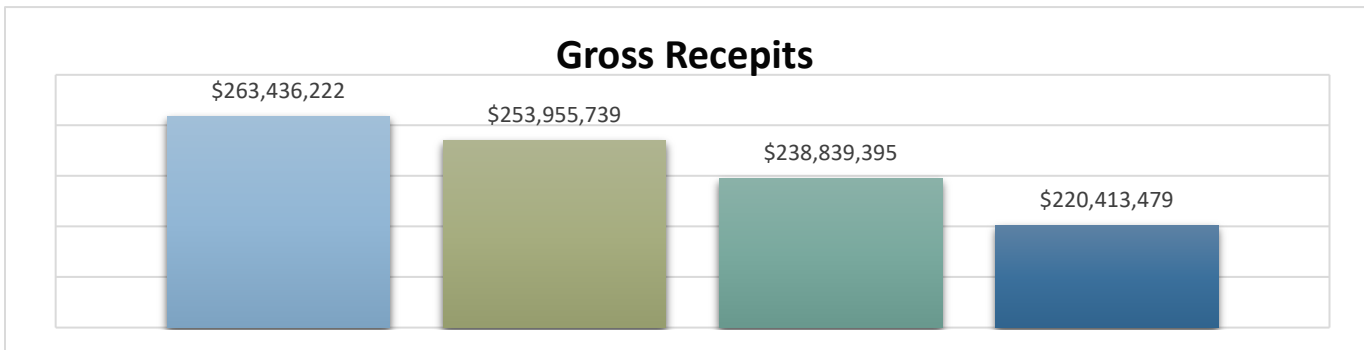
(2) **Prizes Paid**: the combined total of cash prizes paid out and the cost to the licensee of all merchandise awarded as prizes.

Tournament: actual cost to the licensee of cash and/or merchandise provided to entrants to promote a card tournament.

Other: includes operator-supported jackpot seed money for nonhouse-banked rooms.

(3) Revenues and expenses are for gambling purposes only, and do not reflect all operating costs of non-gambling portions of the business or organization.

## Four-Year Trends: Fiscal Year End June 30, 2017





## **Washington State Gambling Commission**

Licensing Unit

### ***Mailing Address***

P.O. Box 42400, Olympia, WA 98504-2400

### ***Headquarters***

4565 7<sup>th</sup> Avenue S.E. Lacey, WA 98503

Website: <http://www.wsgc.wa.gov>

Twitter: <https://twitter.com/WAGambling>

YouTube: <https://www.youtube.com/user/WSGC1973>

Data compiled from submitted activity reports by licensed organizations. Please advise our office if you have any questions or need further assistance about this report. Contact Robin Wilson by email at [robin.wilson@wsgc.wa.gov](mailto:robin.wilson@wsgc.wa.gov) or (800) 345-2529, ext. 3470 or (360) 486-3470.

Thank you.