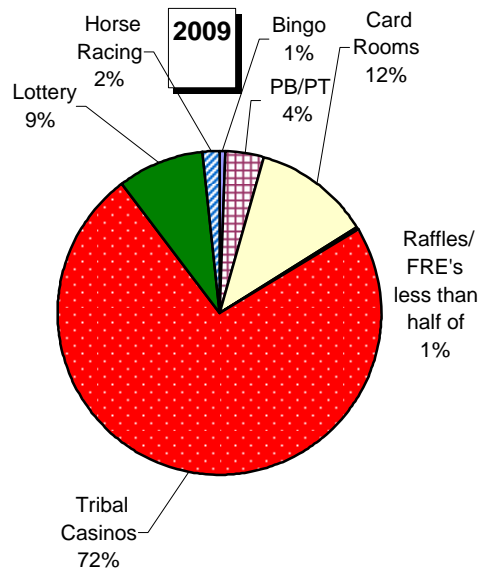


# Fiscal Year NET RECEIPTS COMPARISON

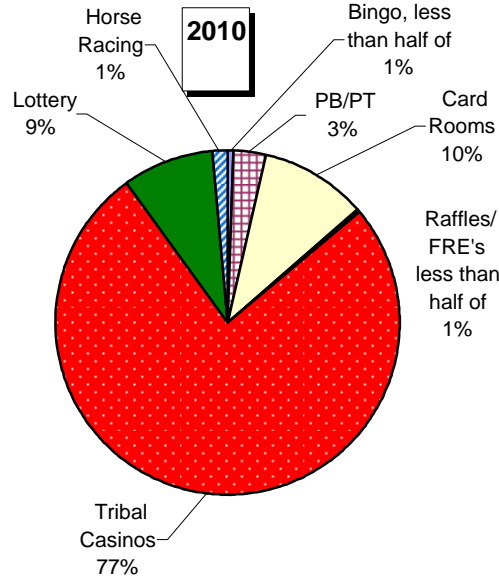
(Net receipts = amount wagered minus amount paid out as prizes)

Fiscal Years = July 1 - June 30



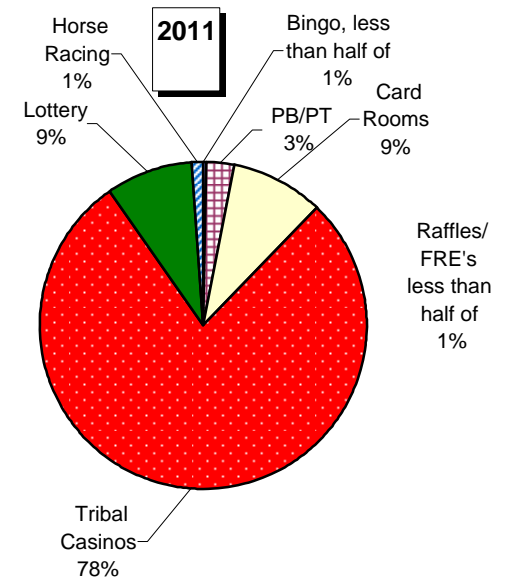
Bingo	11.2
PB/PT	81.2
Card Rooms	252.3
Raffles/FRE's***	4.0
Tribal Casinos*	1,571.9
Lottery	186.4
Horse Racing**	34.8

**Total                    \$2.142 B**



Bingo	10.7
PB/PT	72.8
Card Rooms	228.6
Raffles/FRE's***	4.2
Tribal Casinos*	1,745.9
Lottery	199.2
Horse Racing**	30.6

**Total                    \$2.292 B**



Bingo	9.3
PB/PT	69.6
Card Rooms	225.7
Raffles/FRE's***	5.1
Tribal Casinos*	1,953.7
Lottery	215.3
Horse Racing**	30.0

**Total                    \$2.509 B**

(Dollar amounts = millions M, except where noted for *totals* in billions B)

\* Estimated

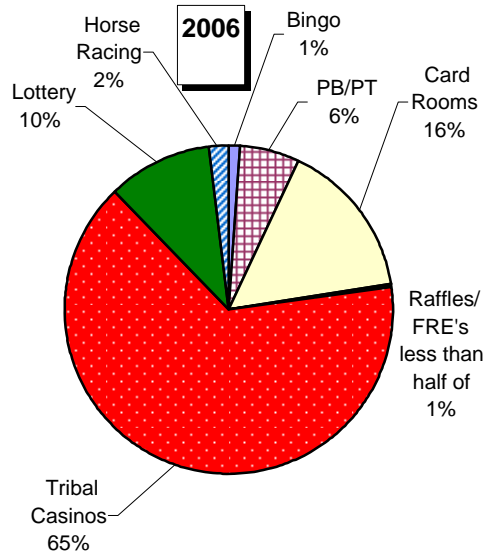
\*\* **A**dvance **D**eposit **W**agering began June 2004, as authorized by the Horse Racing Commission. [FY11 includes \$6.5 million retained by outside ADW firms.]

\*\*\* FRE = Fund Raising Events

# Fiscal Year NET RECEIPTS COMPARISON

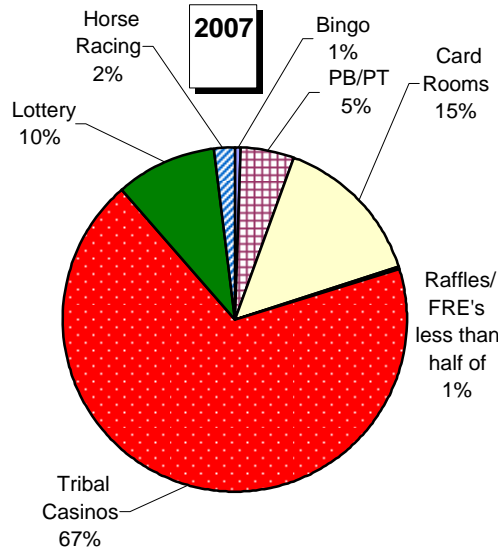
(Net receipts = amount wagered minus amount paid out as prizes)

Fiscal Years = July 1 - June 30



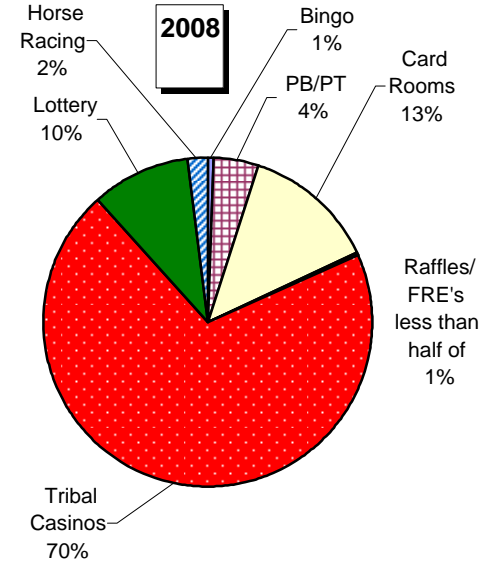
Bingo	18.2
PB/PT	106.8
Card Rooms	289.5
Raffles/FRE's***	4.5
Tribal Casinos*	1,192.8
Lottery	186.1
Horse Racing**	36.4

**Total                    \$1.834 B**



Bingo	13.0
PB/PT	95.6
Card Rooms	285.3
Raffles/FRE's***	4.9
Tribal Casinos*	1,338.3
Lottery	187.8
Horse Racing**	36.7

**Total                    \$1.962 B**



Bingo	11.7
PB/PT	90.9
Card Rooms	277.8
Raffles/FRE's***	4.4
Tribal Casinos*	1,479.5
Lottery	206.2
Horse Racing**	38.3

**Total                    \$2.109 B**

(Dollar amounts = millions M, except where noted for *totals* in billions B)

\* Estimated

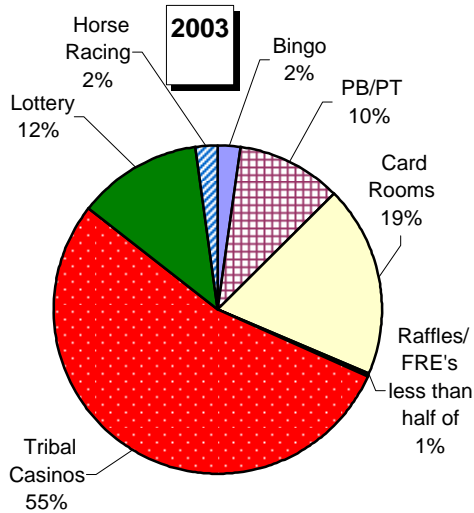
\*\* Advance Deposit Wagering began June 2004, as authorized by the Horse Racing Commission.

\*\*\* FRE = Fund Raising Events

# Fiscal Year NET RECEIPTS COMPARISON

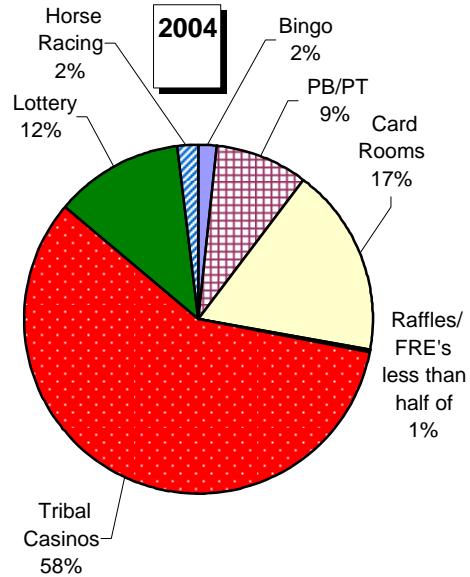
(Net receipts = amount wagered minus amount paid out as prizes)

Fiscal Years = July 1 - June 30



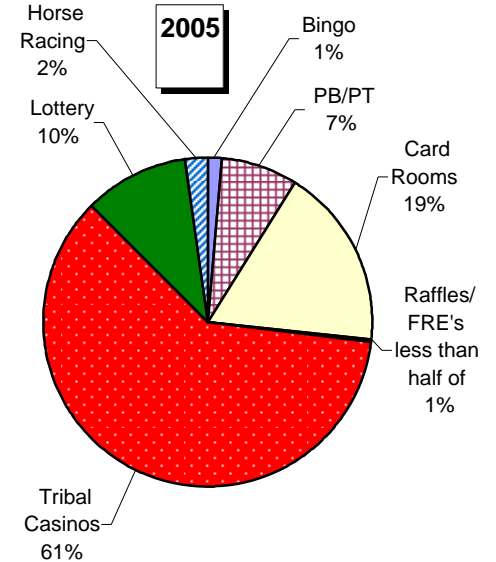
Bingo	29.5
PB/PT	135.8
Card Rooms	248.8
Raffles/FRE's***	4.1
Tribal Casinos*	707.8
Lottery	162.4
Horse Racing	<u>29.6</u>

**Total                    \$1.318 B**



Bingo	27.1
PB/PT	132.0
Card Rooms	268.4
Raffles/FRE's***	4.3
Tribal Casinos*	888.0
Lottery	186.0
Horse Racing	<u>28.2</u>

**Total                    \$1.534 B**



Bingo	25.1
PB/PT	126.2
Card Rooms	302.6
Raffles/FRE's***	4.6
Tribal Casinos*	1,023.9
Lottery	177.2
Horse Racing**	<u>35.5</u>

**Total                    \$1.695 B**

(Dollar amounts = millions M, except where noted for *totals* in billions B)

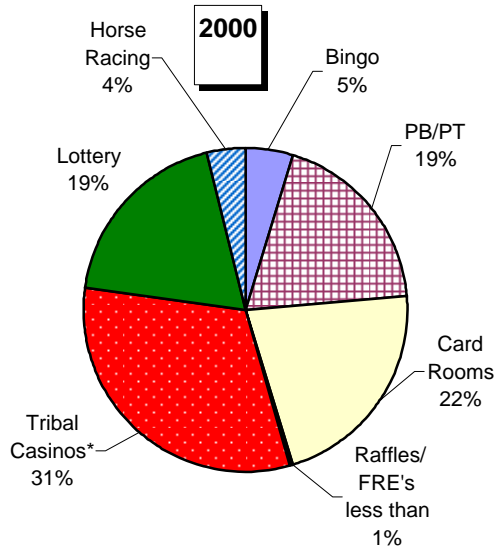
\* Estimated

\*\* Advance Deposit Wagering began June 2004, as authorized by the Horse Racing Commission.

\*\*\* FRE = Fund Raising Events

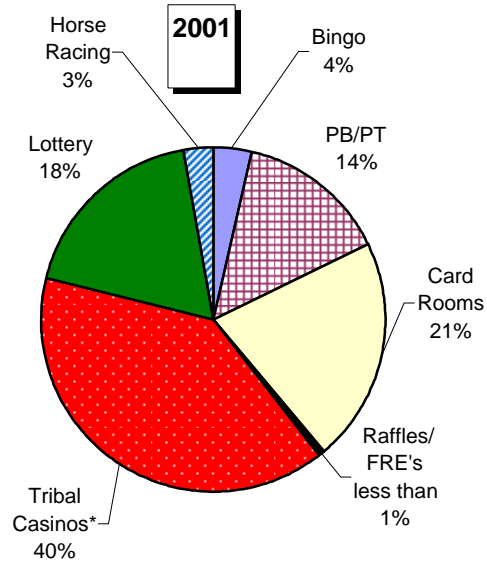
# Fiscal Year NET RECEIPTS COMPARISON

(Net receipts = amount wagered minus amount paid out as prizes)  
Fiscal Years = July 1 - June 30



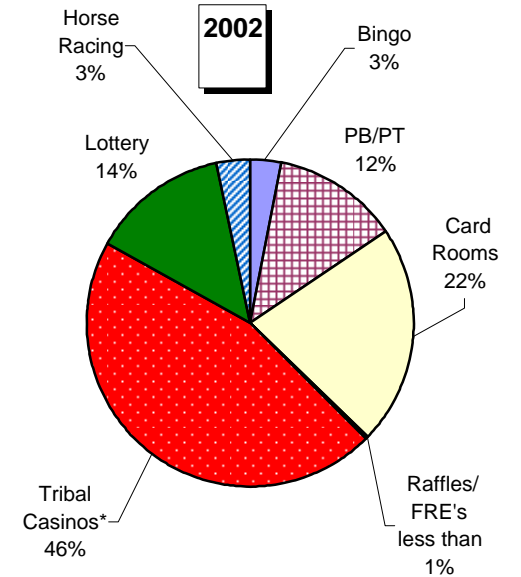
Bingo	41.2
PB/PT	162.5
Card Rooms	186.9
Raffles/FRE's***	3.9
Tribal Casinos*	272.6
Lottery	163.2
Horse Racing	<u>33.1</u>

**Total                    \$863.4 M**



Bingo	37.8
PB/PT	151.3
Card Rooms	227.4
Raffles/FRE's***	3.9
Tribal Casinos*	422.0
Lottery	195.4
Horse Racing	<u>29.8</u>

**Total                    \$1.068 B**



Bingo	34.0
PB/PT	141.4
Card Rooms	245.3
Raffles/FRE's***	3.7
Tribal Casinos*	514.5
Lottery	156.4
Horse Racing	<u>36.8</u>

**Total                    \$1.132 B**

(Dollar amounts = millions M, except where noted for *total/s* in billions B)

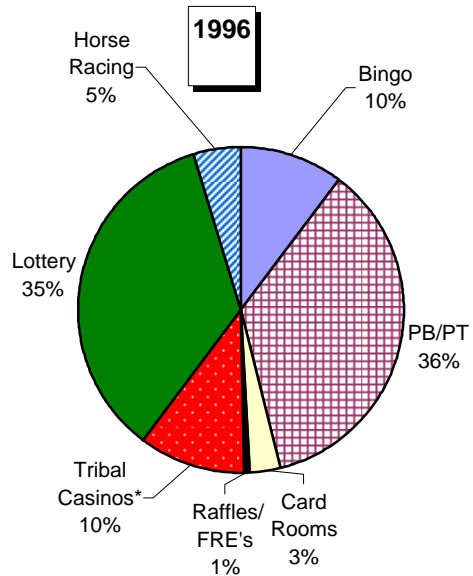
\* Estimated

\*\*\* FRE = Fund Raising Events

# Fiscal Year NET RECEIPTS COMPARISON

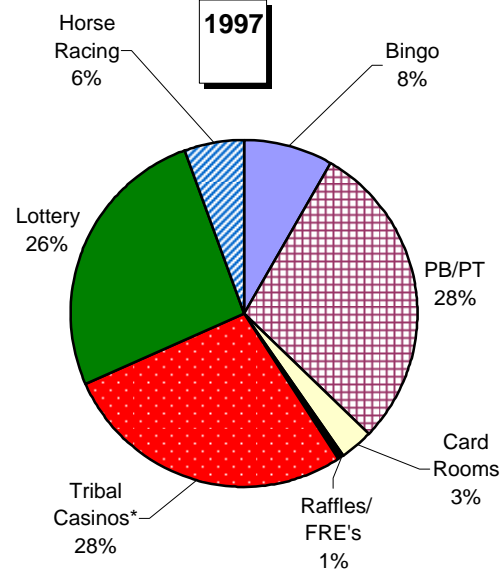
(Net receipts = amount wagered minus amount paid out as prizes)

Fiscal Years = July 1 - June 30



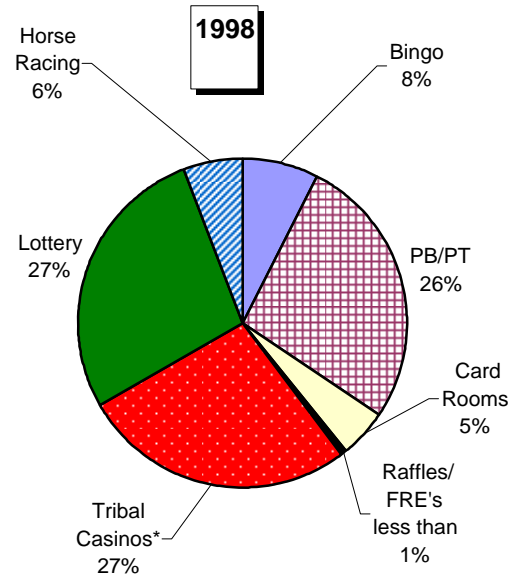
Bingo	49.2
PB/PT	169.8
Card Rooms	15.0
Raffles/FRE's***	3.3
Tribal Casinos*	50.0
Lottery	166.0
Horse Racing	23.0

**Total \$476.3 M**



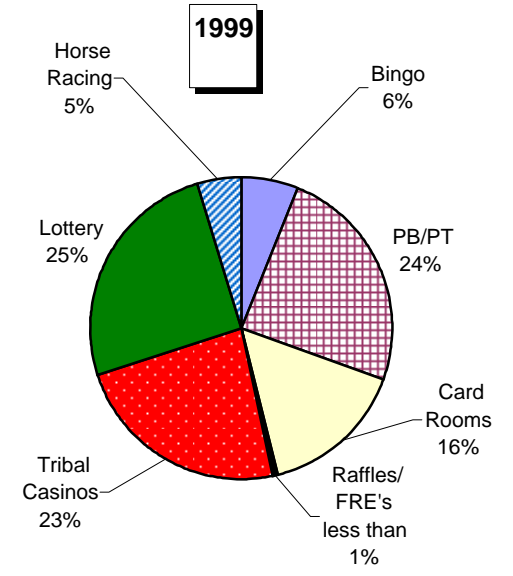
Bingo	47.5
PB/PT	167.0
Card Rooms	17.5
Raffles/FRE's***	3.8
Tribal Casinos*	159.0
Lottery	150.0
Horse Racing	32.0

**Total \$576.8 M**



Bingo	47.5
PB/PT	169.7
Card Rooms	29.6
Raffles/FRE's***	3.9
Tribal Casinos*	170.5
Lottery	174.0
Horse Racing	37.0

**Total \$632.2 M**



Bingo	43.5
PB/PT	169.3
Card Rooms	109.0
Raffles/FRE's	4.2
Tribal Casinos*	162.4
Lottery	177.3
Horse Racing	33.1

**Total \$698.8 M**

(Dollar amounts = millions M, except where noted for *totals* in billions B)

\* Estimated

\*\*\* FRE = Fund Raising Events